

All Star Quilt Along-Finishing



Fabrics Needed:

Sashing (Cream) (31) 2.5" x 12.5" Rectangles.

Cornerstones (Teal): (12) 2.5" Squares.

Inner Border (Teal): (7) 2.5 x WOF* Strips.

Outer Border (Purple): (8) 4" x WOF* Strips.

*Width Of Fabric

Binding: (8) 2.5" x WOF* Strips.

Backing: 2 Yards of a 108" Backing

or


4 Yards of a Standard Width Fabric

Final Quilt Assembly

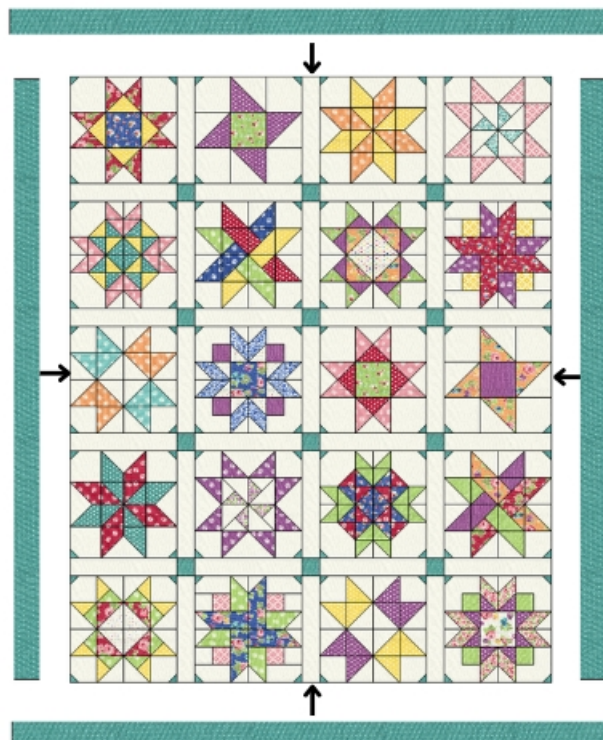
1. Begin by sewing (16) sashing rectangles in between each block from top to bottom in each row.



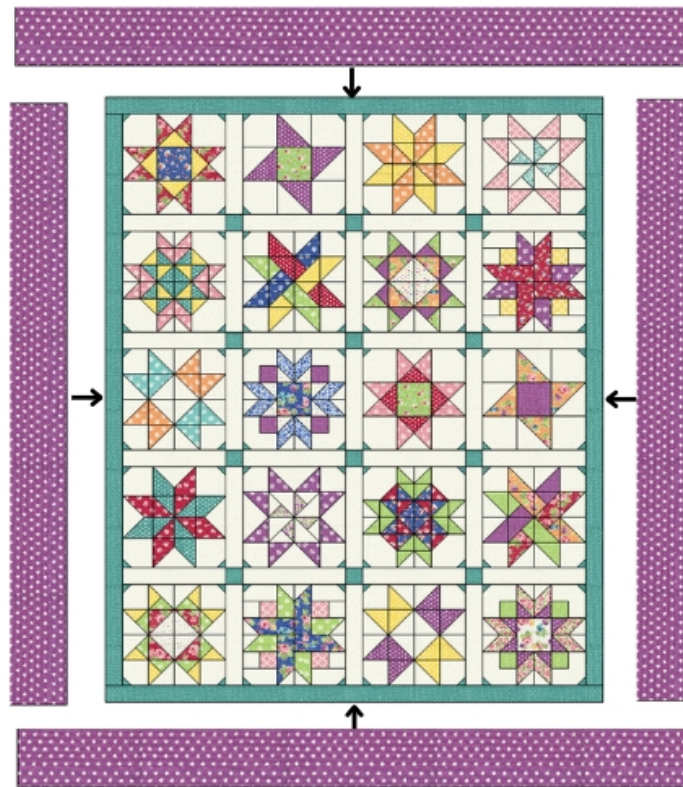
2. Now sew together the (15) leftover sashing pieces and the (12) cornerstones, to make three long sashing strips and sew vertically to join the rows together.



3. Next, add the inner borders by sewing the left and right sides on first, followed by the top and bottom borders.



4. Then add the outer borders the same as the inner borders...left and right sides first, then top and bottom.



5. Congratulations...you're quilt top is finished! Now quilt, bind, and enjoy. Thank you for sewing along with me!

